

Name _____

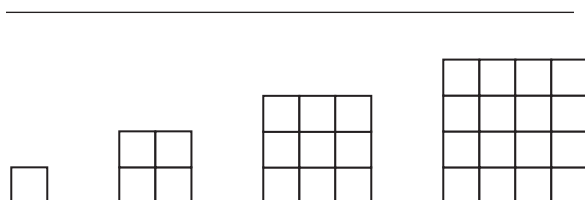
Enrichment

7-6

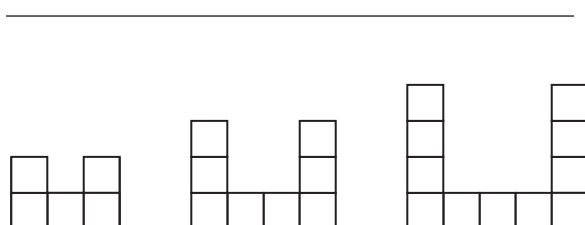
Geometric Patterns

Use objects or draw pictures to solve these problems.

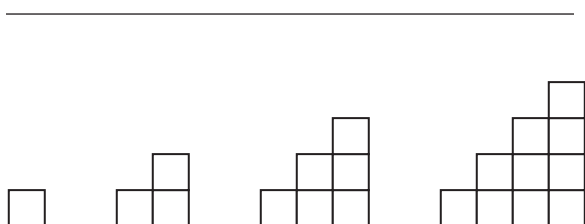
1. If you continued this pattern, how many cubes would be in the sixth figure? Make a drawing to show what the figure would look like.



2. If you continued this pattern, how many cubes would be in the next figure? Make a drawing to show what the figure would look like.



3. If you continued this pattern, how many cubes would be in the sixth figure? Make a drawing to show what the figure would look like.



4. If you continued this pattern, how many dots would be in the next figure? Make a drawing to show what the figure would look like.

